

NEWFOUNDLAND & LABRADOR NIDR SUMMARY 2024

656

Total Reports of
Incidents and Near
Misses

DASHBOARD

2024 At A Glance

Key trends in Newfoundland & Labrador



**INCIDENTS BY
MEDICATION SYSTEM
STAGE**

INCIDENTS By
Discoverer

TOP 10 Contributing
Factors

INCIDENTS By Type



**12 MONTH
INCIDENT TREND**



OUTCOMES



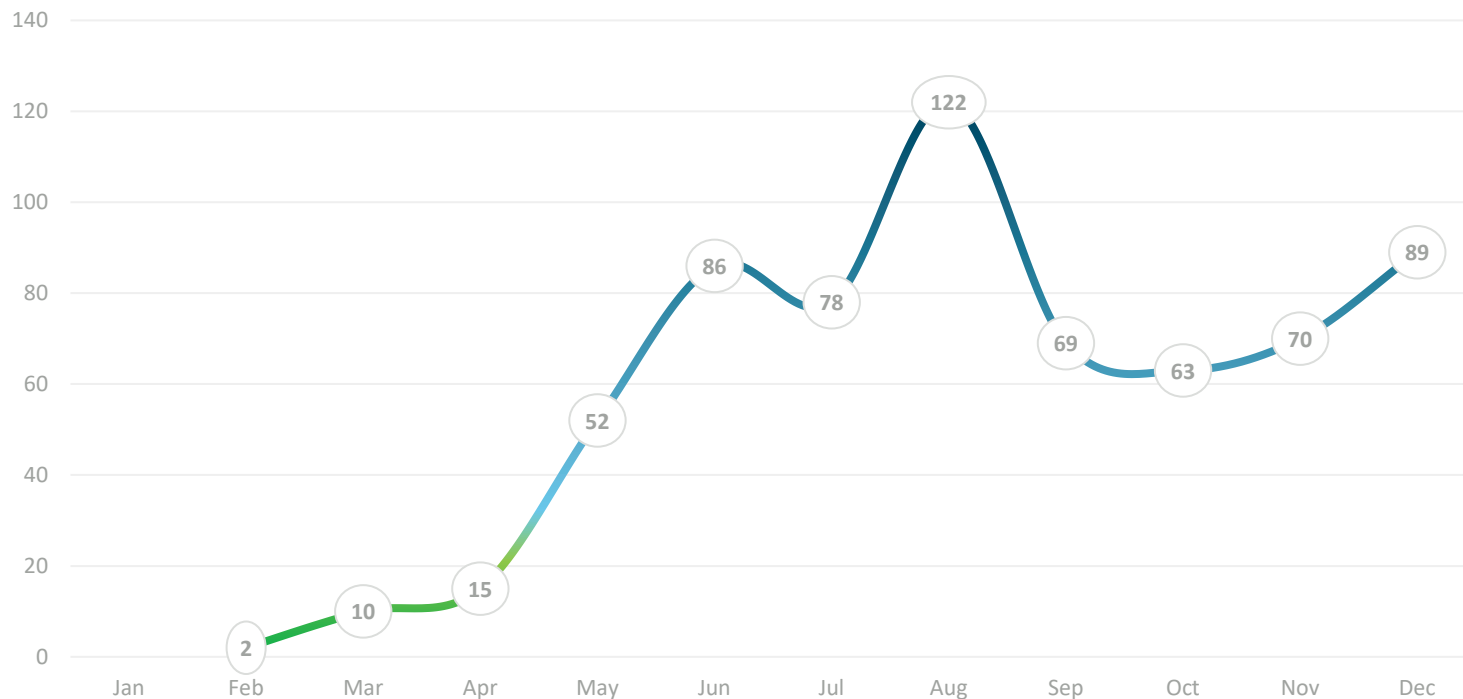
INCIDENTS

Submitted
by Month



12 MONTH INCIDENT TREND

Incidents Submitted by Month

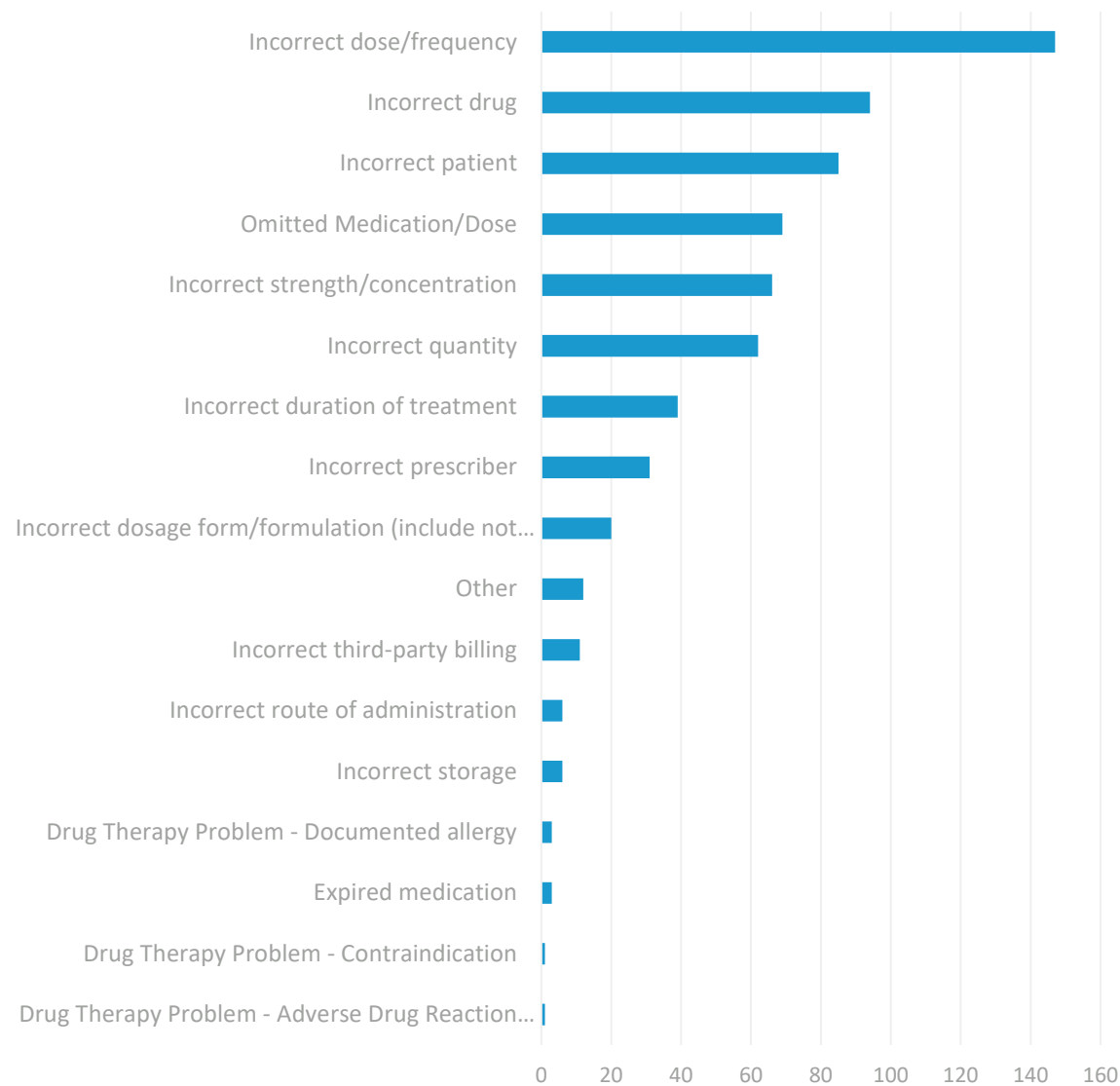


| Month | Number of Incidents |
|--------------|---------------------|
| Jan | 0 |
| Feb | 2 |
| Mar | 10 |
| Apr | 15 |
| May | 52 |
| Jun | 86 |
| Jul | 78 |
| Aug | 122 |
| Sep | 69 |
| Oct | 63 |
| Nov | 70 |
| Dec | 89 |
| Total | 656 |



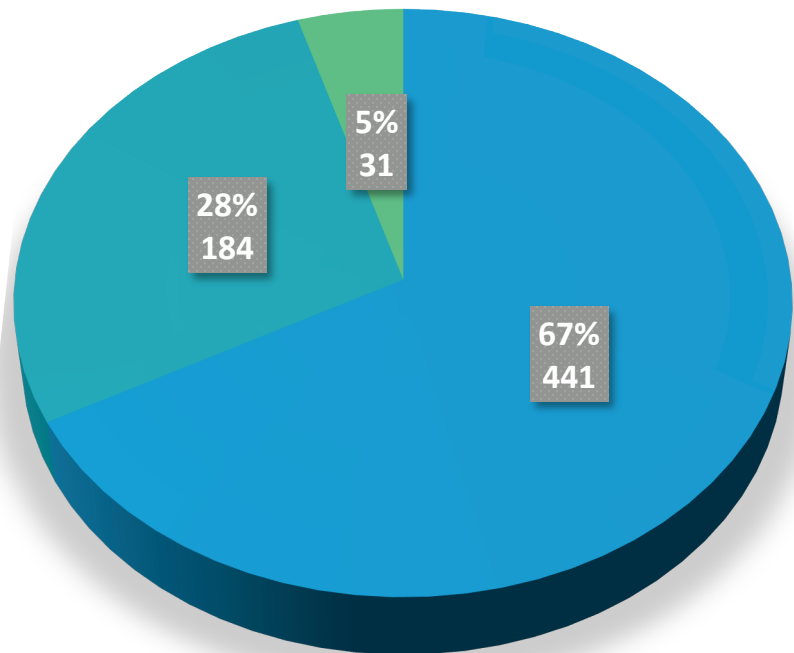
INCIDENTS By Type

| Incident Type | Total |
|--|-------|
| Incorrect dose/frequency | 147 |
| Incorrect drug | 94 |
| Incorrect patient | 85 |
| Omitted Medication/Dose | 69 |
| Incorrect strength/concentration | 66 |
| Incorrect quantity | 62 |
| Incorrect duration of treatment | 39 |
| Incorrect prescriber | 31 |
| Incorrect dosage form/formulation (include not splitting tablets as per patient's request) | 20 |
| Other | 12 |
| Incorrect third-party billing | 11 |
| Incorrect route of administration | 6 |
| Incorrect storage | 6 |
| Drug Therapy Problem - Documented allergy | 3 |
| Expired medication | 3 |
| Drug Therapy Problem – Contraindication | 1 |
| Drug Therapy Problem - Adverse Drug Reaction | 1 |





OUTCOMES



- No Harm (Medication Dispensed) - No symptoms detected; no treatment required
- No Error (Medication Not Dispensed / Near Miss / Medication Discrepancy) - Circumstances or events that have the capacity to cause harm
- Mild Harm - Symptoms were mild, temporary and short term; no treatment or minor treatment was required

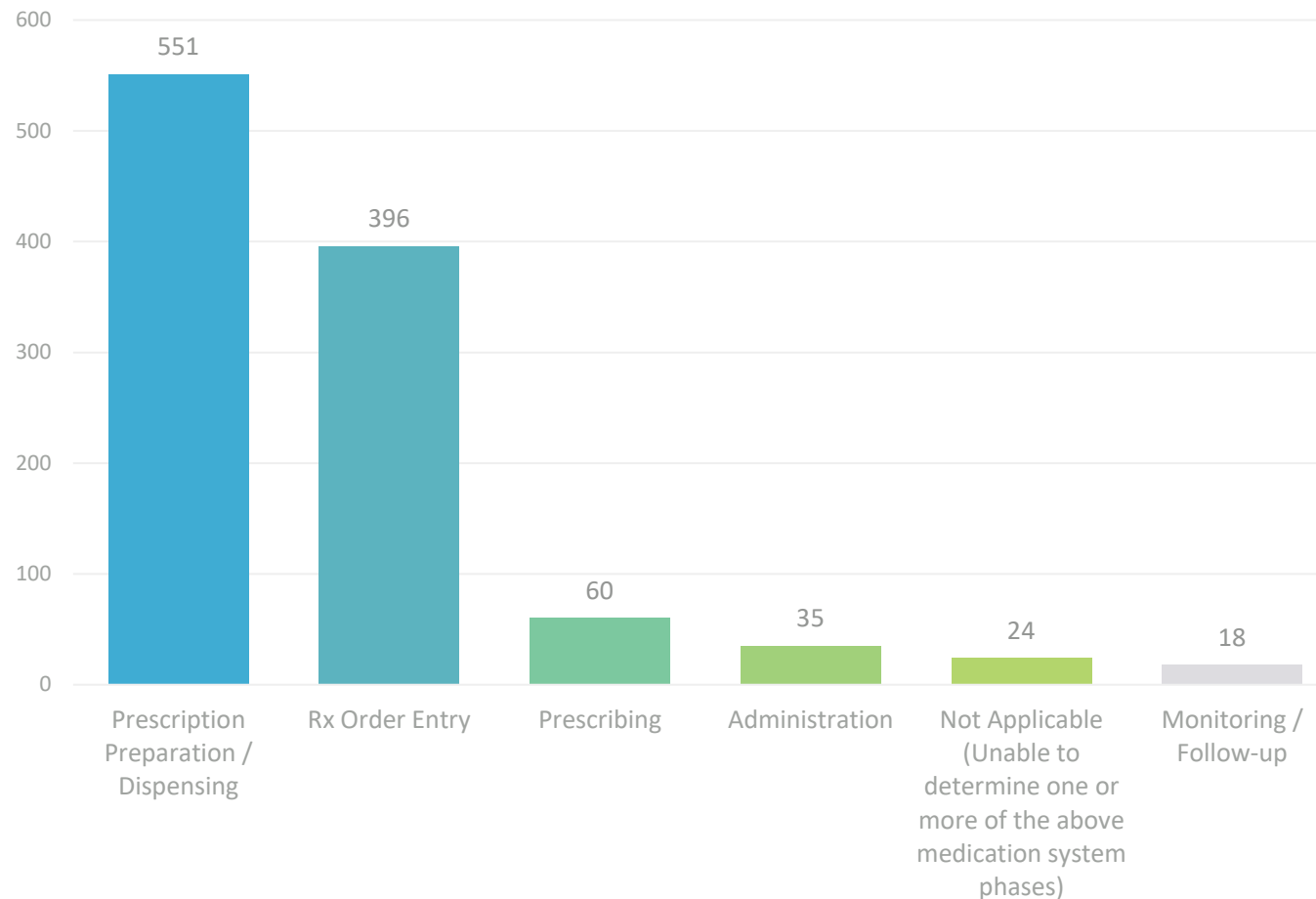
| Type | Total | % Total |
|---------------|-------|---------|
| No Harm | 441 | 67% |
| No Error | 184 | 28% |
| Mild Harm | 31 | 5% |
| Moderate Harm | 0 | 0% |
| Severe Harm | 0 | 0% |
| Total | 656 | |





INCIDENTS BY MEDICATION SYSTEM STAGE

| Medication System Stage | Total |
|---------------------------------------|-------|
| Prescription Preparation / Dispensing | 551 |
| Rx Order Entry | 396 |
| Prescribing | 60 |
| Administration | 35 |
| Not Applicable | 24 |
| Monitoring / Follow-up | 18 |



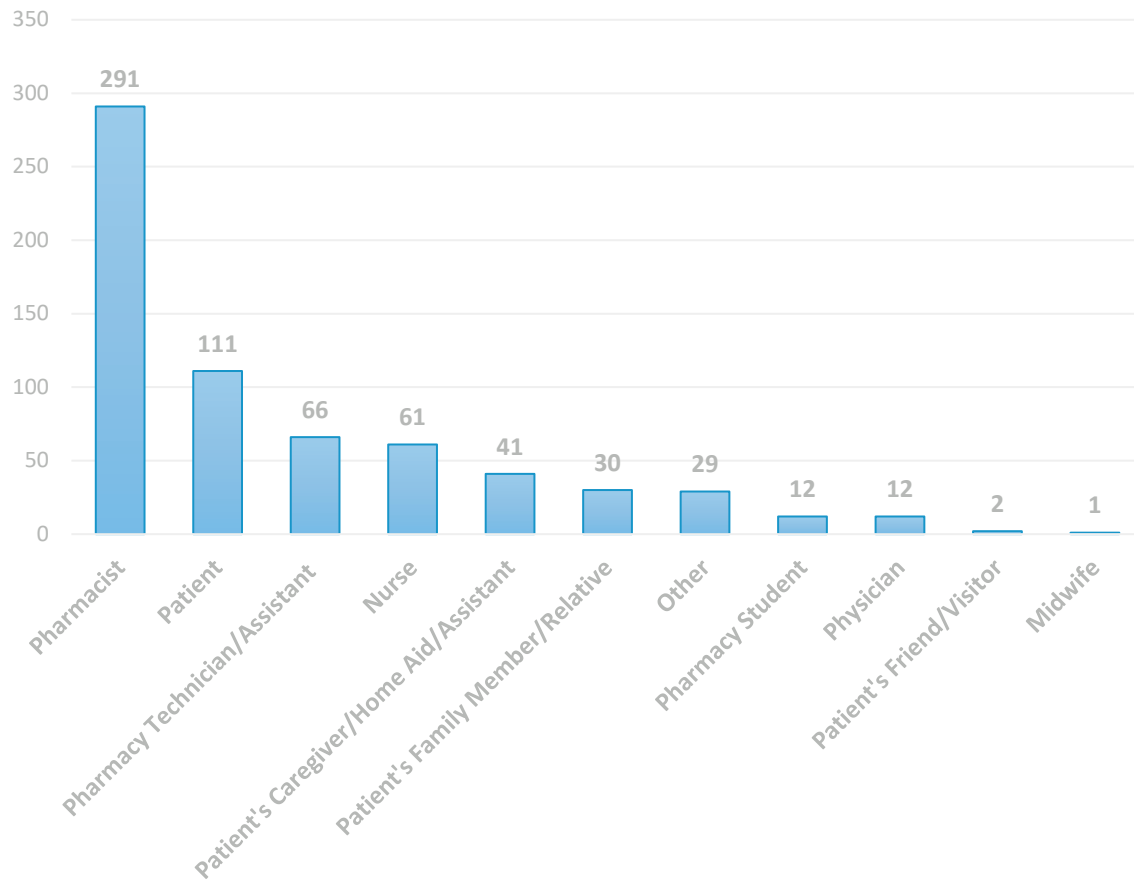
TOP 10

Contributing Factors

| Contributing Factor | Total |
|---|-------|
| (Environmental, staffing, or workflow problem) Workload | 85 |
| (Environmental, staffing, or workflow problem) Interruptions | 83 |
| (Environmental, staffing, or workflow problem) Inefficient workflow | 46 |
| (Environmental, staffing, or workflow problem) Noise | 36 |
| (Environmental, staffing, or workflow problem) Clutter | 30 |
| (Staff education problem) Competency validation | 30 |
| (Environmental, staffing, or workflow problem) Staffing deficiencies | 27 |
| (Drug name, label, packaging problem) Look/sound-alike names | 27 |
| (Staff education problem) Feedback about errors/prevention | 25 |
| (Drug name, label, packaging problem) Faulty drug identification | 20 |

Number of Reports With At Least One Contributing Factor Reported: 232

INCIDENTS By Discoverer



| Discoverer | Total |
|--|-------|
| Pharmacist | 291 |
| Patient | 111 |
| Pharmacy Technician/Assistant | 66 |
| Nurse | 61 |
| Patient's Caregiver/Home Aid/Assistant | 41 |
| Patient's Family Member/Relative | 30 |
| Other | 29 |
| Pharmacy Student | 12 |
| Physician | 12 |
| Patient's Friend/Visitor | 2 |
| Midwife | 1 |